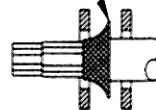


NOTES:

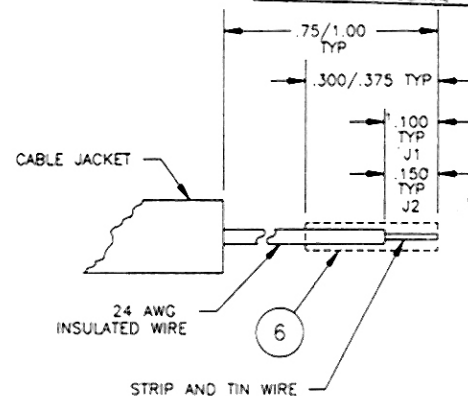
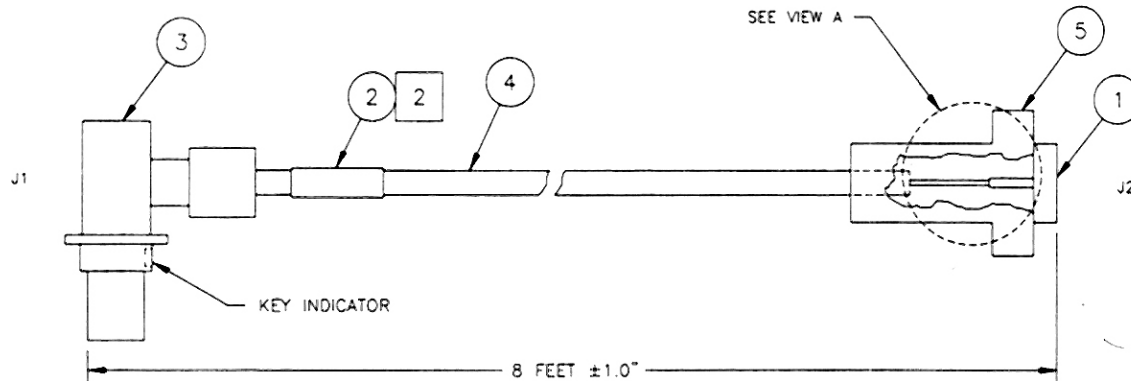

1. ASSEMBLE PER ANSI/IPC-A-610A, CLASS 2 STANDARDS.
2. MARK BOM ASSEMBLY NUMBER, BOM REVISION, VENDOR I.D. AND DATE CODE (DRAWING AND BOM REVISION WON'T ALWAYS MATCH). USE .10±.03 [2.5±0.8] HIGH PERMANENT CONTRASTING LETTERING ON LABEL OR ASHTECH APPROVED SHRINK TUBING.
3. COIL CABLE TO A 7" OD, USE TWIST TIE TO SECURE.

TERMINATE SHIELD
PER MFR INSTRUCTIONS



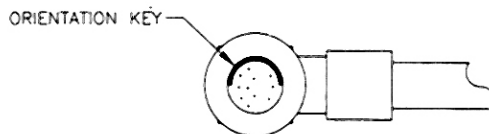
VIEW B
SCALE: NONE

REVISIONS				
ZONE	REV	DESCRIPTION	DATE	APPROV
	A	MANUFACTURING RELEASE	1-3-92	PM
	B	VARIOUS CHANGES, REDRAWN PER ECO #828	3-5-93	PM
	B1	ADD NEW TITLE BLOCK	5-12-93	VP
	C	REVISED PER ECO 1097	6-14-93	ICC
	D	REVISED PER ECO 1146	6-21-93	ICC
	D1	REVISED PER ECO 1166	7-23-93	ICC
	E	REVISED PER ECO 1274	10-21-93	PM
	F	REVISED PER ECO 50260A	1-5-94	PM

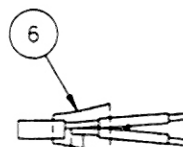


VIEW A

17 PLACES J1 & J2
SCALE : 3X

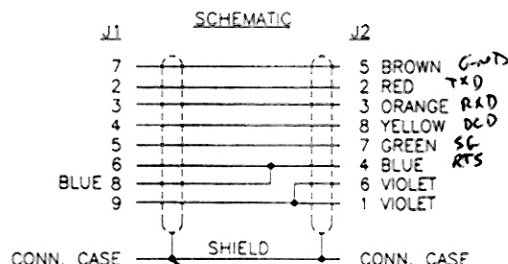


PIN ORIENTATION

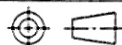


SPLICE

J2-1/6
J1-6/8



- SEE VIEW 8



ITEM	PART NUMBER	DESCRIPTION	MANUFACTURER	QTY
PARTS LIST				
TOLERANCES UNLESS OTHERWISE SPECIFIED		APPROVALS	DATE	
DEC ANGLES		Drawn		
X .01 ± .10 [2.3]		P. MATHEWSON	1-3-92	
X .001 ± .005 [0.12]		CHECKED		
BRACKETED DIMENSIONS ARE IN MILLIMETERS		APPROVED		
MATERIAL				
N/A				
FINISH				
N/A				
		SIZE	DRAWING NO.	REV
		B	A700264	F
QUANTITY		SCALE: 1=1	DO NOT SCALE DRAWING	SHEET 1 OF 1
UNITS: MILLIMETERS/INCH		11-27-95		