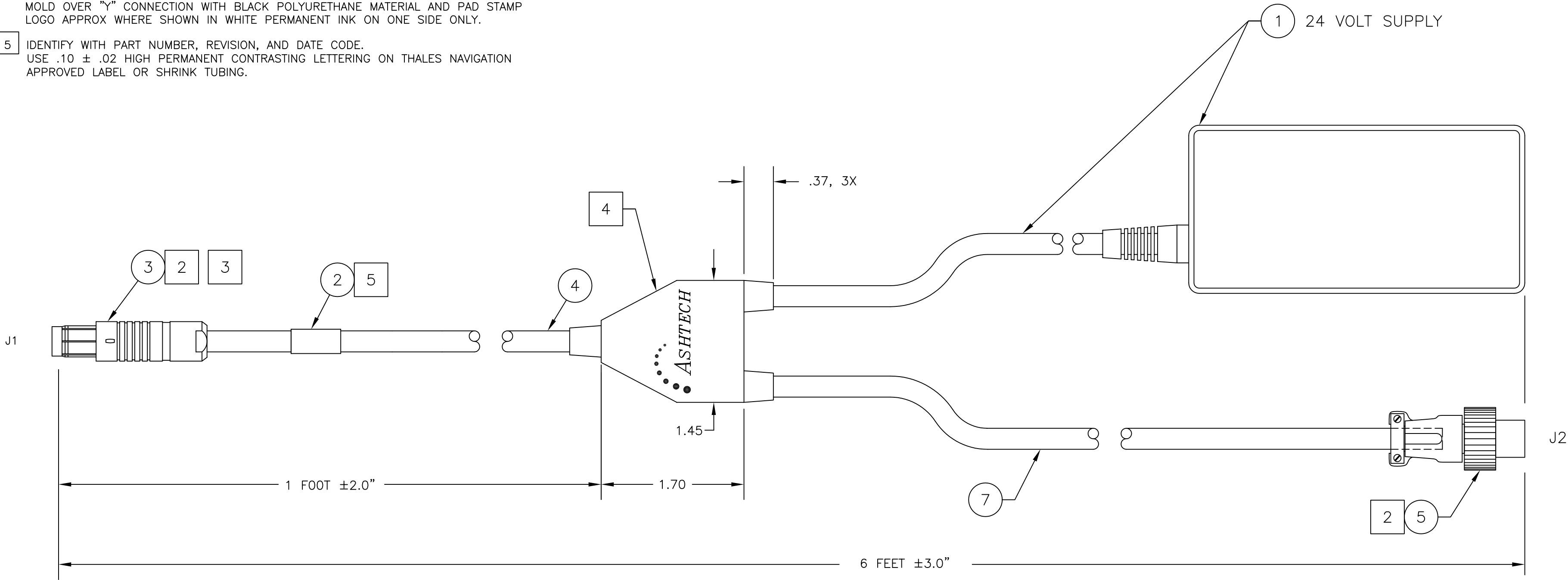


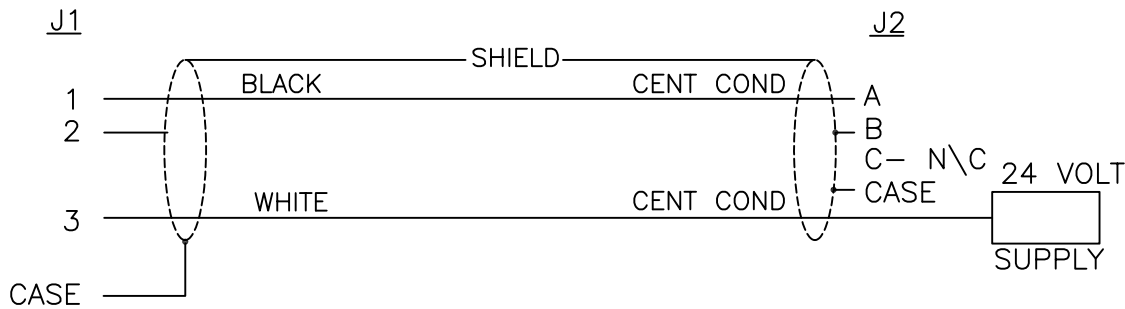
REVISIONS				
ZONE	REV	DESCRIPTION	DATE	APRV
	1	INITIAL RELEASE PER ECO 52481	7-19-02	L.A.D
	A	RELEASE PER ECO 52504		

NOTES:


1. TO BE MANUFACTURED TO ANSI/IPC-A-610C WORKMANSHIP STANDARDS.
2. USE ITEM 6 ON ALL J1 AND J2 CONNECTIONS.
3. APPLY ONE DROP OF LOCKTITE 242 OR EQV TO CLAMP NUT INTERNAL THREAD.
4. ENSURE THAT ALL THREE SHIELDS FROM ALL THREE CABLE "LEGS" ARE SOLDERED TOGETHER INSIDE THE "Y" CONNECTION. MOLD OVER "Y" CONNECTION WITH BLACK POLYURETHANE MATERIAL AND PAD STAMP LOGO APPROX WHERE SHOWN IN WHITE PERMANENT INK ON ONE SIDE ONLY.
5. IDENTIFY WITH PART NUMBER, REVISION, AND DATE CODE. USE .10 ± .02 HIGH PERMANENT CONTRASTING LETTERING ON THALES NAVIGATION APPROVED LABEL OR SHRINK TUBING.



SCHEMATIC

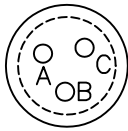


RED DOT IS IN THE 12 O'CLOCK POSITION



J1
SOLDER CUP VIEW

KET AT 12 O'CLOCK POSITION



J2
SOLDER CUP VIEW

ITEM	PART NUMBER	DESCRIPTION	MANUFACTURER	QTY
PARTS LIST				
TOLERANCES UNLESS OTHERWISE SPECIFIED DEC ANGLES .XX [0.X] ± .01 [0.2] ±1° .XXX [0.XX] ± .005 [0.12] BRACKETED DIMENSIONS ARE IN MILLIMETERS		APPROVALS	DATE	THALES NAVIGATION SANTA CLARA, CA ASSY, CABLE, Z-IRS, DUAL POWER
		DRAWN H. NGUYEN	7-13-02	
		CHECKED L.A.D.	7-19-02	
		APPROVED R. GILLANDERS	7-19-02	
MATERIAL N/A				SIZE C DRAWING NO. A730462 REV A
FINISH N/A				
		UPDATED H. NGUYEN	8-30-01	
		SCALE: 1=1	DO NOT SCALE DRAWING	SHEET 1 OF 1

UNLESS OTHERWISE SPECIFIED:
DIMENSIONS ARE IN INCHES [mm].
DIMENSIONS & TOLERANCES ARE
PER ANSI Y14.5M-1982, ABBR ARE
PER ANSI Y1.1-1972.

THIS DRAWING AND SPECIFICATIONS
HEREIN ARE THE PROPRIETARY
PROPERTY OF THALES NAVIGATION INC. AND
SHALL NOT BE REPRODUCED, COPIED,
OR DISCLOSED, IN WHOLE OR PART,
WITHOUT THE EXPRESS WRITTEN
PERMISSION OF A DULY AUTHORIZED
THALES NAVIGATION EMPLOYEE.

THIRD ANGLE PROJECTION

